

the Tell Tale

Newsletter of the Midwest Collegiate Sailing Association

Volume 64, Number 2


April

2010

Eckerd **March 6-7, 2010** Intersectional Regatta Boat: FJ

Scores in Divisions

	Team	A	B	TOT
1	Eckerd Tritons	24	28	52
2	Washington College Shoremen	27	38	65
3	Boston University Terriers	44	34	78
4	Salve Regina Seahawks	44	42	86
5	Charleston Cougars	51	40	91
6	South Florida Bulls	64	73	137
7	Clemson Tigers	79	67	146
8	Northwestern Wildcat	84	96	180
9	Hamilton College	118	97	215
10	Miami University Hurricanes	110	107	217
11	Texas A&M Galveston Aggies	101	125	226



A Division Scores

	Team	Total	Sailors
8	Northwestern University	84	Andrew Wien/Noah Aldonas

B Division Scores

8	Northwestern University	96	Spencer Powell/Steve Blackman
----------	--------------------------------	-----------	--------------------------------------

Charleston **March 6-7, 2010** Intersectional Regatta Boat: 420

Saturday: 10 races were sailed in each division; all courses were W3s and W4s. The first two A races were sailed in a light and dying northerly with flood tide (upwind current). After a brief postponement ashore, the breeze filled in solidly from the south and the tide switched to ebb (more upwind current). The southerly breeze peaked at 8-12 knots, then gradually tapered off to 3-5 knots for the last four races of the day. We ran out of daylight, so will complete the rotation with 11A and 11B tomorrow.

Thanks to the coaches who volunteered to hear protests. And a big thanks to Katie Weaver, Zeke

Horowitz, Christina Murray, Erik Bowers and Brendan Faria from the Charleston team for helping run races late into the evening.

Sunday: The remaining 2 races were sailed on W4 courses in a light and dying northerly breeze with a moderate flood current.

Scores in Divisions

	Team	A	B	TOT
1	St. Mary's Seahawks	49	27	76
2	Charleston Cougars	27	58	85
3	Charleston Cougars 2	42	58	100
4	Old Dominion Monarchs	57	58	115
5	Georgetown Hoyas	55	73	128
6	Yale Bulldogs	71	61	132
7	South Florida Bulls	89	45	134
8	Navy Midshipmen	55	79	134
9	Eckerd Tritons	75	72	147
10	Wisconsin Badgers	88	94	182
11	Northwestern Wildcat	120	103	223



A Division Scores

	Team	Total	Sailors
9	University of Wisconsin Badgers	88	Christine Porter '11 Molly Forbes '12
11	Northwestern University Wildcat	120	Sarah Hughes '11 Olivia Green '11

B Division Scores

	Team	Total	Sailors
10	University of Wisconsin Badgers	94	Mary Cummins '11 Margaux Stutz '11
11	Northwestern University Wildcat	103	Francesca Ferrero '11 Maija Mikkila '10

Navy Women's March 13-14, 2010 Intersectional Regatta Boat: FJ/420


The forecast for the 2010 Navy Spring Women's Intersectional called for heavy rain and wind throughout the day on Saturday, and while we certainly saw our share of rain, the wind didn't happen quite as predicted. We started out with a shifty northwesterly that began at around 15 knots and dropped below 5 by noon. Four races were completed per division on windward / leeward courses before an hour-long lunch break. After lunch, the fleet headed back out for more light and shifty racing, with at least two races being called off during the afternoon after massive shifts made the course extremely uneven. After four more races per division, the fleet went back in and was treated to

great cookout compliments of the Naval Academy Sailing Squadron. Chris Love from Sailgroove was on the water shooting video today and will be posting it here - <http://www.sailgroove.org/videos/coverage/view/236747-navy-womens-spring-int>

The day began on Sunday with a light Northerly and the fleet left the dock at 0930. After a short delay, the wind increased to around 5 knots and the ninth races were started in each division. The Northerly increased throughout the morning to around 10 knots and we finished two sets before the fleet headed in for lunch. After lunch, the spot we had been occupying all weekend off Triton point was filled with two local frostbiting fleets and we set up in the Severn River to finish the regatta. While it was certainly shifty, the northerly provided some good racing and all 17 races per division were complete by 1530. Fortunately, the rain held off and the competitors stayed considerably drier on Sunday.

Scores in Divisions

	Team	A	B	TOT
1	Charleston Cougars	82	71	153
2	St. Mary's Seahawks	108	70	178
3	Boston College Eagles	117	89	206
4	Connecticut College Camels	96	113	209
5	Harvard Crimson	133	101	234
6	Brown Bears	133	106	239
7	Hobart & William Sm Statesmen	141	145	286
8	Georgetown Hoyas	150	141	291
9	Yale Bulldogs	162	136	298
10	Old Dominion Monarchs	164	141	305
11	Eckerd Tritons	104	205	309
12	Rhode Island Rams	150	166	316
13	Navy Midshipmen	144	194	338
14	South Florida Bulls	171	200	371
15	Vermont Catamounts	226	190	416
16	Michigan Wolverines	258	244	502
17	Cornell Big Red	268	286	554



A Division Scores

	Team	Total	Sailors
16	University of Michigan Wolverines	258	Christina Baker '10 Britt Wedenoja '11

B Division Scores

16	University of Michigan Wolverines	244	Kelsey Dubois '11 1-4,9-14 Rachel Barch '13 5-8,15-17 Lauren Beriont '13 1-4,9-14 K. Corneliussen '13 5-8,15-17
----	--	------------	--

**Trux Umsted
March 20-21, 2010**

Intersectional Regatta
Boat: FJ/420/Laser

The first day of the 2010 Truxtun Umsted Intersectional was held in very un Trux like conditions, bright and sunny with highs around 70. When the competitors arrived, there was no wind to be seen, so we waited until 1000 when a light Southeasterly breeze began to fill in. the Race Committee set a trapezoid course in the Severn River and were able to get 6 races off per division before the breeze died out during race 7A. After that race was abandoned, the course was repositioned further South, with the start and finish lines right off Triton Point, to take better advantage of the late day Southerly. The Southerly filled in at around five knots and we sailed four more races per division until the breeze died again, this time forcing the abandonment of race 10D. A Division sailed in FJs all day, while B was in 420s, C was in Lasers and D was in Radials. A and B will switch fleet for tomorrow's racing. Taking a page from Ken Legler's regatta management book, we implemented the use of a pin end boat for all starts in this regatta. Together with Appendix C of the Procedural rules, the pin end boat allowed for a lot of clean starts and we were able to get through the day with only two general recalls without using the I flag. After racing, the competitors were treated to a great cookout put on by the NASS Social Committee. Dick Morin and Herb Larrabee served on the protest committee and heard on a breakdown request and three protests, resulting in one BKD and 3 DSQs.

Sunday morning began just the same way Saturday did with no wind and a postponement until 1000. The high temperatures were near 70 again, although there were a few clouds in the sky, unlike the day before. The wind filled in out of the SSE at around 5 knots and another trapezoid course was set off Triton Point. The wind stayed light and shifty all day, filling in from the right and building and then dying and going left all day, much to the dismay of LT Ben Herring and his team of Midshipmen on the Race Committee who were trying to keep the course square. Despite a few delays waiting for the wind to settle and to reset the course, a total of 19 races were completed per division under trying conditions. A Huge thanks goes out to the Midshipmen who have served on Race Committee for this event and the two weekends prior to this one. Over the three events, our team members ran a total of 295 races and spent nearly 15 hours in starting sequence. One request for redress was heard on Sunday resulting in BKD.

Scores in Divisions

	Team	A	B	C	D	TOT
1	Brown Bears	198	164	50	85	497
2	Hobart & William Sm Statesmen	166	159	69	164	558
3	St. Mary's Seahawks	110	125	200	129	564
4	Georgetown Hoyas	112	144	137	180	573
5	Yale Bulldogs	104	110	282	91	587
6	Harvard Crimson	162	123	112	224	621
7	Charleston Cougars	158	187	178	149	672
8	South Florida Bulls	240	190	141	179	750
9	Tufts Jumbos	238	260	109	188	795
10	Navy Midshipmen	185	167	252	208	812
11	Boston University Terriers	179	173	196	273	821
12	U. Miami Hurricanes	176	178	184	292	830
13	Vermont Catamounts	157	230	249	226	862
14	Salve Regina Seahawks	222	201	272	169	864
15	Old Dominion Monarchs	276	228	230	158	892
16	Stanford Cardinal	293	303	225	78	899
17	Washington College Shoremen	175	152	317	340	984
18	Wisconsin Badgers	285	291	225	232	1033



19	NY Maritime Privateers	248	266	211	319	1044
20	Washington Huskies	307	340	351	281	1279

A Division Scores

	Team	Total	Sailors
18	University of Wisconsin Badgers	285	Joseph Kutschenreuter '12 Molly Forbes '12

B Division Scores

18	University of Wisconsin Badgers	291	Leif Evensen '11 Carrie Bargren '10
-----------	--	------------	--

C Division Scores

12	University of Wisconsin	225	Andrew Fox '13
-----------	--------------------------------	------------	-----------------------

D Division Scores

15	University of Wisconsin	232	Brendan Boylan '13
-----------	--------------------------------	------------	---------------------------

St. Mary's Women's March 20-21, 2010

Intersectional Regatta

Boat: 420/FJ

Scores in Divisions

	Team	A	B	TOT
1	Charleston Cougars	62	48	110
2	St. Mary's Seahawks	86	42	128
3	Georgetown Hoyas	46	107	153
4	Old Dominion Monarchs	75	89	164
5	Connecticut College Camels	99	66	165
6	Tufts Jumbos	113	62	175
7	Dartmouth Big Green	85	91	176
8	Stanford Cardinal	91	104	195
9	Brown Bears	105	106	211
10	Boston College Eagles	104	107	211
11	Yale Bulldogs	117	96	213
12	Navy Midshipmen	108	112	220
13	Hawaii Rainbows	95	150	245
14	Hobart & William Sm Statesmen	97	150	247
15	Harvard Crimson	114	141	255
16	St. Mary's Seahawks 2	145	138	283
17	Coast Guard Bears	164	130	294
18	Michigan Wolverines	176	146	322



A Division Scores

	Team	Total	Sailors
18	University of Michigan Wolverines	176	Christina Baker '10 1-11 Britt Wedenoja '11 1-11

B Division Scores

16	University of Michigan Wolverines	146	Amanda Baker '12 1-11 Lauren Beriont '13 1-11
-----------	--	------------	--

Freshman Icebreaker

Notre Dame

March 27-28, 2010

Conference Regatta
Boat: 420

Saturday conditions were excellent with temperatures reaching the mid 50's and wind out of the SE at 5-10 knots. 10 races were completed in each division.

Sunday conditions were much worse with temperatures in the 40's, light rain, and 0-4 knots of breeze. 2 races were sailed in each division to complete a double rotation. Thanks to the Notre Dame sophomores handling race committee.

Scores in Divisions

Team	A	B	TOT
1 Marquette Golden Eagles	28	41	69
2 Notre Dame Fighting Irish 2	25	46	71
3 Miami University Red Hawks	29	46	75
4 Western Michigan Broncos	51	35	86
5 Notre Dame Fighting Irish	51	41	92
6 Michigan Wolverines	69	44	113



A Division Scores

Team	Total	Sailors
1 University of Notre Dame Fighting Irish 2	25	Emily Golden '13 Tony Michuda '13
2 Marquette University Golden Eagles	28	Patrick Farrell '13 Peter McNulty '13
3 Miami University Red Hawks	29	William Andreae '13 Connor Doyle '13 1-2,5-12 Ahmed Koraym * ' 3-4
4 Western Michigan University Broncos	51	Elliott Sikkenga '13 Anna-Marie Davidson '13
5 University of Notre Dame Fighting Irish	51	Matthew Stephens '13 Jacqueline Dai '13 1-8,11-12 Kael Anderson * ' 9-10
6 University of Michigan Wolverines	69	Elizabeth Grobbel '13 Jordan Kristopik '12

B Division Scores

Team	Total	Sailors
1 Western Michigan University Broncos	35	Rob Koets '1 Aras Karaitis '12 1-2 Brittany Hubbard * ' 3-12

2	Marquette University Golden Eagles	41	Cameron Elko '13 Andrea Kiela '13
3	University of Notre Dame Fighting Irish	41	Kevin Condit '13 Ingrid Woelfel * ' 1-10 Kael Anderson * ' 11-12
4	University of Michigan Wolverines	44	Joseph Beck '13 Michael Sahara '13
5	Miami University Miami University	46	Chris Hillman '12 David Peyer '13
6	University of Notre Dame Fighting Irish 2	46	Anne Murphy '13 1,4,8,10-12 Deirdre Bartlett '13 2-3,5-7,9 Deirdre Bartlett '13 1,4,8,10-12 Anne Murphy '13 2-3,5-7,9

Wittenberg 2
Wittenberg
March 27-28, 2010
Conference Regatta
Boat: FJ

Races started at approximately 10:30 Saturday morning under a mostly sunny sky with winds 5-10 and temperature 35 degrees. The wind remained constant through out the day while the temperature increased. The entire rotation was sailed and the regatta was finished by 5:00 Saturday, due to a 100% chance of rain

Sunday. No races were sailed Sunday.

Scores in Divisions

	Team	A	B	TOT
1	Bowling Green Falcons	33	24	57
2	Ohio Bobcats	30	38	68
3	Wittenberg Tigers	39	31	70
4	Purdue Boilermakers	47	41	88
5	Denison Big Reds	53	46	99
6	Kenyon Lords	50	84	134



A Division Scores

	Team	Total	Sailors
1	Ohio University Bobcats	30	Jordan Gourash Evan Graves
2	Bowling Green Falcons	33	Thomas McRitchie * '10 Shannon Picknell '11
3	Wittenberg University Tigers	39	William Weible '13 Liam McDonald McDonald '12
4	Purdue University	47	Samuel Todd '12

	Boilermakers		Pete Rodgers
5	Kenyon College Lords	50	
6	Denison University Big Reds	53	Blair Cathcart '10 Anna Farrell '13
B Division Scores			
	Team	Total	Sailors
1	Bowling Green Falcons	24	Leah McRitchie '12 Tyson Barker '12
2	Wittenberg University Tigers	31	Charlotte Bauer '11 Brittany Wason '12 1-2,7-12 Brian Duke '12 3-4 Mike Ferrari '12 5-6
3	Ohio University Bobcats	38	
4	Purdue University Boilermakers	41	Emir Anuar Matt Davis
5	Denison University Big Reds	46	Robert Evans '12 Becca Jost '13
6	Kenyon College Lords	84	



Boston Dinghy Challenge Cup
MIT
March 27-28, 2010
Intersectional Regatta
Boat: FJ

The 74th running of the Boston Dinghy Challenge Cup was co-hosted by MIT, Harvard, and Boston University. Saturday's conditions were cool but sunny with a NE breeze at 4-8 knots that shifted right to a ESE at 6-12. MIT Sailing Master Fran Charles and Harvard Head Coach Mike O'Connor ran 8 races in each of the three divisions. They were assisted both days by BU coaches Ben Spiller and Janel Zarkowsky and BU sailors Jacob Waldman '13 and Alejandro Bancalari '13 in the finish boat and scoring. On Sunday, MIT coed captain Toan Tran-Phu assisted with scoring.

Sunday was a very tricky 4-12 knot southerly and race committee was able to get an additional 9 races in each division for a total of 17 races for the weekend. Multiple windward marks were set and race committee identified the proper mark at 2 minutes to ensure the squarest possible beat.

Judges Pete Johns, Greg Kiely, Jeff Dusek, and John Pratt held 5 hearings resulting in 5 DSQ's, there were 2 RAF's, and 2 Appendix P DSQ's. Congratulations to the Tufts Jumbos for winning the 2010 Boston Dinghy Challenge Cup.

Scores in Divisions

	Team	A	B	C	TOT
1	Tufts Jumbos	110	110	115	335
2	Boston University Terriers	114	103	121	338
3	Brown Bears	85	148	109	342
4	Harvard Crimson	138	81	131	350
5	Dartmouth Big Green	107	136	127	370
6	South Florida Bulls	166	119	96	381
7	Hobart & William Sm Statesmen	149	111	123	383
8	Vermont Catamounts	78	173	137	388
9	MIT Beavers	186	166	84	436
10	Washington College Shoremen	111	109	218	438
11	Boston College Eagles	185	133	132	450
12	Roger Williams Hawks	161	184	140	485
13	Salve Regina Seahawks	157	210	213	580
14	Florida Gators	203	188	192	583
15	Fordham Fordham	205	197	244	646
16	Providence Friars	232	261	232	725
17	New Hampshire Wildcats	255	238	236	729
18	Michigan Wolverines	267	242	269	778



A Division Scores

	Team	Total	Sailors
18	University of Michigan Wolverines	267	Christina Baker '10 Amanda Baker '12

B Division Scores

	Team	Total	Sailors
17	University of Michigan Wolverines	242	Rachel Barch '13 Ross Schmaeman * '12

C Division Scores

	Team	Total	Sailors
18	University of Michigan Wolverines	269	Alex Bogatko '10 Evelyn Hull '13


Admiral Moore Team Race SUNY Maritime March 27-28, 2010

Saturday: A beautifully sunny but cold day on the East River saw 45 races completed in a 4-8 knot NE breeze coming over the NY Maritime campus with a light cross current. One full round robin was completed just before things got weird on the river- a few competing breezes, a roughly 180 degree windshift, and a full 3 knots of current. Racing was called just before 5:00 PM as attempts to start the second round robin were less than a match for the East River current. Going into tomorrow the top four are Boston College, Georgetown, Hobart W/S, and St. Mary's. One protest was filed and disallowed. Thanks to Ian Burman for helping hear the protest. Sunday: A gray and breezy day on the river. We saw a 10-15 knot SE breeze all day and completed a second round robin with 45 races. Roger Williams

came on strong and posted a round-best record of 8 wins with only 1 loss. We then attempted to complete a final six round robin but had to switch to a final four early in the round due to time constraints. In all, every team sailed between 18 and 21 races and mother nature released her stranglehold on the Admiral Moore regatta. Thanks for Alana O'Reilly for volunteering as the ICSA rep for the event. Two protests were filed, one resulting in a non race-changing DSQ. Thanks to all the Maritime sailors for their hard work in getting a full round robin in for the first time in the (team race) history of the Admiral Moore regatta.

Boats: 420

	Win	Loss
1 Boston College	17	4
2 Saint Mary's	15	6
3 Georgetown	15	6
4 Roger Williams	14	7
5 Hobart/William Smith	12	6
6 Navy	10	8
7 NYM	4	14 Tie
7 U/Connecticut	4	14 Tie
9 Bowdoin	3	15
10 Michigan	2	16



Skipper Dan Morris
Skipper Matt Graham
Skipper Sammy Barbour

Crew Kelsey Dubois
Crew Britt Wedenoja
Crew Mike Vittorio